

SRI DHARMASTHALA MANJUNATHESHWARA AIDED DEGREE COLLEGE UJIRE**Balance Sheet as at 31st March, 2023.**

Particulars	Schedule	Current Year 2022-23	Previous Year 2021-22
SOURCE OF FUNDS			
Capital Fund	A	89,880,206	89,880,206
Reserves & Surplus	B	0	0
Secured & Unsecured Loans	C	0	0
Current Liabilities & Provisions	D	9,775,141	8,519,487
Total		99,655,347	98,399,693

APPLICATION OF FUNDS			
Fixed Assets	E	27,478,501	29,629,313
Investments	F	171,757	162,803
Current Assets, Loans & Advances	G	15,540,649	14,934,620
Misc. Expenditure (Not written off)	H	56,464,440	53,672,957
Total		99,655,347	98,399,693

Examined with Books and Vouchers produced
before us and found correct.

For RAO KUMAR & CO.
CHARTERED ACCOUNTANTS
F.R.N 022564S

K.B. Prasanna Kumar
K.B. PRASANNA KUMAR, Partner
Membership No. 019708
UDIN : 23019708BGUAIU7567

Place: UJIRE
Date: ~~30-04~~ 30-04-2023

[Signature]
PRINCIPAL



Place: MANGALORE
Date: ~~30-04~~ 30-04-2023



SRI DHARMASTHALA MANJUNATHESHWARA AIDED DEGREE COLLEGE UJIRE**Income & Expenditure Account for the year ended 31st March, 2023.**

Particulars	Sched ule	Current Year 2022-23	Previous Year 2021-22
INCOME			
Income from Services	I	3,274,825	2,629,172
Income from Assets & Investments	J	300,343	285,031
Grants & Donations	K	67,213,748	68,699,853
Other Income	L	0	458
Total		70,788,916	71,614,514

EXPENDITURE			
Core Operative Expenses	M	2,654,488	2,113,770
General Operative Expenses	N	0	758
Remuneration to Employees	O	66,294,467	66,878,606
Establishment Maintenance	P	324,464	379,756
Administrative Expenses	Q	54,173	65,791
Interest Payments	R	0	0
Total		69,327,592	69,438,681

Cash Surplus / (Deficit)		1,461,324	2,175,833
Depreciation	E	4,252,807	4,505,170
Pre-Operative Expenses w/o		0	0
Net Surplus / (Deficit)		(2,791,483)	(2,329,337)

Notes to Accounts	S		
--------------------------	----------	--	--

Examined with Books and Vouchers produced
before us and found correct.

For RAO KUMAR & CO.
CHARTERED ACCOUNTANTS
F.R.N 022564S

K.B. Prasanna Kumar
K.B. PRASANNA KUMAR, Partner
Membership No. 019708
UDIN : 23019708BGUAIU7567

Place: UJIRE
Date: ~~30-04~~ 2023

[Signature]
PRINCIPAL



Place: MANGALORE
Date: ~~30-04~~ 2023



SDM EDUCATIONAL SOCIETY/TRUST


SRI DHARMASTHALA MANJUNATHESHWARA AIDED DEGREE COLLEGE UJIRE**Schedule of Fixed Assets forming part of the Balance Sheet as at 31st March, 2023.**

Sl. No.	Particulars	Net Block				Depreciation					Net Block	
		Opening Balance	Deductions during the year (-)	Additions during the year (+)	Closing Balance (=)	Opening Balance (Depreciation)	Deductions during the year (-)	Depreciation for the year (+)	Rate of Depreciation (%)	Closing Balance (=)	Current Year	Previous Year
1	Land	0	0	0	0	0	0	0	0	0	0	0
2	Civil Constructions	0	0	0	0	0	0	0	10	0	0	0
3	Furniture	9,117,322	0	0	9,117,322	0	0	911,732	10	911,732	8,205,590	9,117,322
4	Vehicles	0	0	0	0	0	0	0	15	0	0	0
5	Machinery & Equipmen	18,787,505	0	1,906,578	20,694,083	0	0	2,995,183	15	2,995,183	17,698,900	18,787,505
6	Computers & Software	236,478	0	34,810	271,288	0	0	108,515	40	108,515	162,773	236,478
7	Library	1,469,233	0	160,607	1,629,840	0	0	234,561	15	234,561	1,395,279	1,469,233
8	Miscellaneous Items	18,775	0	0	18,775	0	0	2,816	15	2,816	15,959	18,775
	Total	29,629,313	0	2,101,995	31,731,308	0	0	4,252,807		4,252,807	27,478,501	29,629,313
	Previous Year	31,437,577	0	2,696,906	34,134,483	0	0	4,505,170		4,505,170	29,629,313	31,437,577

For RAO KUMAR & CO

Chartered Accountant

F.R.N 022564S




K.B Prasanna Kumar

Partner

Reg No. 019708

UDIN :23019708BGUAIU756;

 PLACE : UJIRE
 Date: 17-04-2023

 PLACE : MANGALORE.
 Date: 17-04-2023


SRI DHARMASTHALA MANJUNATHESHWARA AIDED DEGREE COLLEGE UJIRE**Schedules to Balance Sheet as at 31st March, 2023.**

Particulars	List	Current Year 2022-23	Previous Year 2021-22
Capital Fund (Schedule-A)			
Balance at the beginning of the year		89,880,206	89,880,206
Additions during the year		0	0
Deductions during the year		0	0
Total		89,880,206	89,880,206
Reserves & Surplus (Schedule-B)			
Depreciation Reserves (as per schedule)	E		
Balance at the beginning of the year		0	0
Additions during the year		0	0
Deductions during the year		0	0
Balance at the closing of the year		0	0
Other Reserves (as per list)	1		
Balance at the beginning of the year		0	0
Additions during the year		0	0
Deductions during the year		0	0
Balance at the closing of the year		0	0
Surplus			
Balance at the beginning of the year		0	0
Additions during the year		0	0
Deductions during the year		0	0
Balance at the closing of the year		0	0
		0	0
Secured & Unsecured Loans (Schedule-C)			
Loans from Banks (as per list)	2	0	0
Loans from Others (as per list)	3	0	0
Total		0	0
Current Liabilities & Provisions (Schedule-D)			
Deposits & Advances from Students(as per list)	4	0	0
Deposits & Advances from Others(as per list)	5	0	0
University Fees Collected & Payable (as per list)	6	0	0
Sundry Creditors (as per list)	7	0	0
Miscellaneous Current Liabilities (as per list)	8	4,870,607	5,440,953
Advances from sister units (as per list)	9	4,904,534	3,078,534
Total		9,775,141	8,519,487

SRI DHARMASTHALA MANJUNATHESHWARA AIDED DEGREE COLLEGE UJIRE**Schedules to Balance Sheet as at 31st March, 2023.**

Particulars	List	Current Year 2022-23	Previous Year 2021-22
Fixed Assets (Schedule-E)	(mention net)		
Land		0	0
Constructions		0	0
Furniture		8,205,590	9,117,322
Vehicles		0	0
Machinery & Equipment		17,698,900	18,787,505
Computers & Software		162,773	236,478
Library		1,395,279	1,469,233
Miscellaneous Items		15,959	18,775
Total		27,478,501	29,629,313
Investments (Schedule-F)			
Deposits in Scheduled Banks (as per list)	10	171,757	162,803
Investments in Mutual Funds (as per list)	11	0	0
Investments in Others (as per list)	12	0	0
Total		171,757	162,803
Current Assets, Loans & Advances (Schedule-G)			
Inventories (as per list)	13	266,446	8,155
Cash & Bank Balances (as per list)	14	10,332,111	9,430,883
Fees Receivable from Students (as per list)	15	377,076	377,076
Security & Misc. Deposits (as per list)	16	0	0
Advances to Vendors (as per list)	17	0	0
Loans & Advances to Staff (as per list)	18	0	0
Sundry Debtors (as per list)	19	0	0
Miscellaneous Current Assets (as per list)	20	4,565,016	5,118,506
Advances to sister units (as per list)	21	0	0
Total		15,540,649	14,934,620
Misc. Expenditure (Not written off) (Schedule-H)			
Pre-Operative Expenses			
Balance at the beginning of the year		0	0
Additions during the year		0	0
Deductions during the year		0	0
Balance at the closing of the year		0	0
Accumulated Deficit			
Balance at the beginning of the year		53,672,957	51,343,620
Additions during the year		2,791,483	2,329,337
Deductions during the year		0	0
Balance at the closing of the year		56,464,440	53,672,957

SRI DHARMASTHALA MANJUNATHESHWARA AIDED DEGREE COLLEGE UJIRE

Schedules to I & E Account for the year ended 31st March, 2023.

Particulars	List	Current Year 2022-23	Previous Year 2021-22
Income from Services (Schedule-I)			
Tuition & Administrative Fees (as per list)	22	3,274,825	2,626,630
Miscellaneous Fees (as per list)	23	0	0
Income from Other Core Services (as per list)	24	0	0
Income from Peripheral Services (as per list)	25	0	2,542
Total		3,274,825	2,629,172
Income from Assets & Investments (Schedule-J)			
Rent from Students		0	0
Rent from Employees		0	0
Rent from Others		0	0
Interest from Banks		300,343	285,031
Interest from Others		0	0
Returns on Investments		0	0
Total		300,343	285,031
Grants & Donations (Schedule-K)			
Salary Grants		66,404,469	65,774,103
Other Grants		809,279	2,925,750
Donations		0	0
Total		67,213,748	68,699,853
Other Income (Schedule-L)			
Profit on disposal of assets		0	0
Credit Balances Written Off		0	0
GST Collections		0	458
Miscellaneous Income (as per list)	26	0	0
Total		0	458

SRI DHARMASTHALA MANJUNATHESHWARA AIDED DEGREE COLLEGE UJIRE
Schedules to I & E Account for the year ended 31st March, 2023.

Particulars	List	Current Year 2022-23	Previous Year 2021-22
Core Operative Expenses (Schedule-M)			
Expenses on Teaching Services (as per list)	27	2,225,579	1,573,924
Expenses on Other Core Services (as per list)	28	0	0
Expenses on Peripheral Services (as per list)	29	0	0
Expenses on Extranous Activities (as per list)	30	428,909	539,846
Philanthropic Expenditure (as per list)	31	0	0
Total		2,654,488	2,113,770

General Operative Expenses (Schedule-N)			
Affiliations & Subscriptions		0	0
Advertisement & Publicity		0	0
Freight & Cartage		0	300
Research & Development Expenses		0	0
GST Expenses		0	458
Loss on disposal of assets		0	0
Debit Balances Written Off		0	0
Total		0	758

Remuneration to Employees (Schedule-O)			
Salaries to Employees (Approved)		65,591,774	61,210,866
Salaries to Employees (Un-Approved)		0	0
Allowances to Employees		0	0
Honorariums		0	0
Employer's Contribution to PF		0	0
Employer's Contribution to ESI		0	0
Leave Encashments		702,693	5,667,740
Gratuity		0	0
Total		66,294,467	66,878,606

Establishment Maintenance (Schedule-P)			
Electricity Charges		193,436	273,789
Fuel for Vehicles		0	0
Fuel for Machinery		0	0
Water Charges		0	0
Rent Payments		0	0
Housekeeping Expenses		26,609	27,092
Security Maintenance Expenses		0	0
Gardening Expenses		0	0
Insurance		0	0
Repairs & Maintenance (as per list)	32	104,419	78,875
Total		324,464	379,756

SDM EDUCATIONAL SOCIETY/TRUST

SRI DHARMASTHALA MANJUNATHESHWARA AIDED DEGREE COLLEGE UJIRE**Schedules to I & E Account for the year ended 31st March, 2023.**

Particulars	List	Current Year 2022-23	Previous Year 2021-22
Administrative Expenses (Schedule-Q)			
Bank Charges		1,247	786
Printing & Stationery		47,346	39,829
Postage & Couriers		0	0
Telecom Expenses		0	0
Conveyance		5,580	4,436
Travelling Expenses		0	0
Staff Welfare Expenses		0	0
Staff Recruitment & Training Expenses		0	0
Rates & Taxes		0	1,240
Hospitality Expenses		0	0
Professional/Consultancy Fees		0	0
Audit fees		0	19,500
Miscellaneous Expenses		0	0
Total		54,173	65,791
Interest Payments (Schedule-R)			
Interest to Banks		0	0
Interest to Others		0	0
Total		0	0

SRI DHARMASTHALA MANJUNATHESHWARA AIDED DEGREE COLLEGE UJIRE

Lists attached to Schedules of Balance Sheet as at 31st March, 2023.

Particulars	List	Current Year 2022-23	Previous Year 2021-22
Other Reserves	1		
Total		0	0
Loans from Banks	2		
Total		0	0
Loans from Others	3		
Total		0	0
Deposits & Advances from Students	4		
Total		0	0
Deposits & Advances from Others	5		
Total		0	0
University Fees Collected & Payable	6		
Total		0	0
Sundry Creditors	7		
Total		0	0
Miscellaneous Current Liabilities	8		
Audit Fees payable		12,500	28,500
Group LIC Premiums		113,572	1,300
Income Tax		954,000	1,044,500
Family Benefit Scheme		300	340
Life Insurance Premiums		105,969	139,864
Profession Tax		6,000	6,800
Salaries payable (Aided)		3,497,707	4,035,704
Post matric Scholarship Minorities		64,165	64,165
Scholarship sc /ST		1,640	82,030
NSS Advance (Mgt)		114,750	37,750
TDS		4	0
Total		4,870,607	5,440,953
Advances from sister units	9		
SDM Educational Society ® Ujire		4,904,534	3,078,534
Total		4,904,534	3,078,534

Deposits in Scheduled Banks	10		
Fixed Deposit NSS FD		171,757	162,803
Total		171,757	162,803
Investments in Mutual Funds	11		
Total		0	0
Investments in Others	12		
Total		0	0
Inventories	13		
Printing & Stationery		7,400	8,155
Lab Consumables -Chemistry		257,131	0
Lab Consumables -Physics		1,915	0
Total		266,446	8,155
Cash and Bank Balances	14		
Cash Book (College)		623	177
Vijaya Bank, SDM College Extn.Counter, Ujire			
BANK OF BARODA (DEGREE AIDED)71370100016636		421,845	608,778
BANK OF BARODA (GAMES FUND)71370100016637		7,511	1,043
BANK OF BARODA(JOINT ACCOUNT)71370100016641		7,029,850	6,396,808
BANK OF BARODA(SCHOLARSHIPS)71370200000080		63,524	144,091
BANK OF BARODA(STAR COLLEGE)71370100004815		114,051	121,052
BANK OF BARODA(UGC)71370100005371		1,479,542	1,439,562
BANK OF BARODA (NSS) 71370100005167		78,227	600
BANK OF BARODA (VGST 71370100000911)		787,617	378,814
BANK OF BARODA (CPE-71370100005676		27,262	26,525
BANK OF BARODA(BIOTECH-71370100011721)		4,416	4,297
BANK OF BARODA (BISEP) 71370100023368		21,798	21,209
BANK OF BARODA(DST FIST) 71370100023510		127,330	165,443
BANK OF BARODA(ICSSR) 71370100023417		168,515	122,484
Total		10,332,111	9,430,883
Fees Receivable from Students	15		
Fees Receivable-2005-06			
Fee concession to BT students (09 Nos)		715	715
Fee concession to BC/SG students (309 Nos)		230,856	230,856
Fees Receivable-2009-10			
Fee Concession to BC/SG studnets (342 NOS)		2,571	2,571
Fees Receivable-2010-11			
Fee concession to BT students (05 Nos)		4,088	4,088
Fees Receivable-2011-12			

Fee concession to BC/SG students (266 Nos)		39,312	39,312
Fees Receivable-2014-15 SC/ST		1,714	1,714
Fees Receivable-2015-16 SC/ST		38,546	38,546
Fees Receivable-2016-17 SC/ST		59,274	59,274
Total		377,076	377,076
Security & Misc. Deposits	16		
Total		0	0
Advances to Vendors	17		
Total		0	0
Loans & Advances to Staff	18		
Total		0	0
Sundry Debtors	19		
Total		0	0
Miscellaneous Current Assets	20		
Salary Grant Receivable from Govt.		4,565,016	5,118,506
Total		4,565,016	5,118,506
Advances to sister units	21		
Total		0	0

SRI DHARMASTHALA MANJUNATHESHWARA AIDED DEGREE COLLEGE UJIRE

Lists attached to I & E Account for the year ended 31st March, 2023.

Particulars	List	Current Year 2022-23	Previous Year 2021-22
Tuition and Administrative Fees	22		
Tuition Fees		746,360	819,680
Laboratory Fee		91,520	112,840
Admission Fees		33,280	35,520
Reading Room Fees		122,900	96,675
Library Fees		122,900	128,900
Games & Sports Fee		675,950	515,600
College Examination & Stationery Fee		153,625	161,125
Students/Teachers Welfare Fund		61,450	64,450
Extra Curricular Activities Fee		122,900	128,900
Miscellaneous Fee (NCC/NSS)		61,450	64,450
University Reg. Fee		208,000	222,000
Univ Development fund Fee		124,800	133,800
Red Cross membership Fee		61,450	64,450
Rovers & Rangers fees		61,450	64,450
Univ Cultural Activity Fee		368,700	0
Career Guidance Fee		245,800	900
Adhyayana Peeta fees		12,290	12,890
Total		3,274,825	2,626,630
Miscellaneous Fees	23		
Total		0	0
Income from Other Core Services	24		
Total		0	0
Income from Peripheral Services	25		
Scrap sale		0	2,542
Total		0	2,542
Miscellaneous Income	26		
Total		0	0

Expenses on Teaching Services	27		
Reading Room expenses		140,481	98,286
Games & Sports expenses		310,676	499,085
Examination & Stationery expenses		149,796	161,989
Miscellaneous expenses (NSS,NCC)		39,426	53,719
Univ Registration expenses		196,500	220,000
Univ Development fund expenses		117,900	132,000
Red Cross Membership expenses		68,162	13,481
Uni Cultural Activity expenses		360,900	0
Rovers & Rangers expenses		65,047	51,374
Univ Games and sports expenses		360,900	0
Univ career Guidance expenses		240,600	900
Adhyayana Peeta expenses		12,030	12,850
SWF &TBF exp		130,695	0
Consumables for Laboratory			
Chemistry Department		21,433	263,889
Botany Department		0	59,140
Biotech Department		0	235
Home Science Department		6,771	5,666
Physics Dept		4,262	1,310
Total		2,225,579	1,573,924
Expenses on Other Core Services	28		
Total		0	0
Expenses on Peripheral Services	29		
Total		0	0
Expenses on Extranous Activities	30		
College day expenses		90,545	0
UGC Grant 6007			
Refund of Paramarsh scheme grant		0	123,805
Interest Refunded paramarsha Grant		0	23,506
Interest refunded Manasa MRP		0	450
VGST-1976			
Contingency		0	6,021
Consumables		0	19,044
Research Graent Exp (Manoj Godbole)		158,815	0
Refund of Research Grant of Dr Rajesh		34,417	0
BISEF-001			
Salary to staff		0	50,000
NSS-82			
NSS camp expenses		0	77,750

STAR College -151			
Interest Refunded		0	116,869
Refund of unspent balance non recurring grant		0	3,968
Recurring expenses		10,590	118,433
ICSSR GRANT			
Navyashree		62,141	0
Dr Udayachandra		72,401	0
Total		428,909	539,846
Philanthropic Expenditure	31		
Total		0	0
Repairs & Maintenance	32		
Repairs on Computer		3,550	4,816
Repairs on Furniture		22,383	279
Repairs on Immovable assest		35,606	36,522
Repairs-Electrifcation		29,507	0
Repairs on Machinery & Equipment		13,373	37,258
Total		104,419	78,875

SDM EDUCATIONAL SOCIETY/TRUST**SDM COLLEGE DEGREE (UNAIDED) UJIRE****Balance Sheet as at 31st March, 2023.**

Particulars	Schedule	Current Year 2022-23	Previous Year 2021-22
SOURCE OF FUNDS			
Capital Fund	A	1,378,848	1,378,848
Reserves & Surplus	B	18,498,036	16,742,222
Secured & Unsecured Loans	C	0	0
Current Liabilities & Provisions	D	6,298,931	5,087,305
Total		26,175,815	23,208,375

APPLICATION OF FUNDS			
Fixed Assets	E	16,498,015	14,696,507
Investments	F	1,149,977	0
Current Assets, Loans & Advances	G	8,527,823	8,511,868
Misc. Expenditure (Not written off)	H	0	0
Total		26,175,815	23,208,375

Examined with Books and Vouchers produced
before us and found correct.

For RAO, KUMAR & CO.,
CHARTERED ACCOUNTANTS
F.R.N. 022564S

K.B. Prasanna Kumar
K.B. PRASANNA KUMAR, Partner
Membership Reg. No. 019708
UDIN : 23019708BGUALW3070

[Signature]
PRINCIPAL

Place: UJIRE
Date: 30-10-2023



Place: MANGALORE
Date: 30-10-2023



SDM EDUCATIONAL SOCIETY/TRUST
SDM COLLEGE DEGREE (UNAIDED) UJIRE

Income & Expenditure Account for the year ended 31st March, 2023.

Particulars	Schedule	Current Year 2022-23	Previous Year 2021-22
INCOME			
Income from Services	I	67,228,715	63,460,303
Income from Assets & Investments	J	156,216	74,364
Grants & Donations	K	1,580,929	282,016
Other Income	L	25,268	27,240
Total		68,991,128	63,843,923

EXPENDITURE			
Core Operative Expenses	M	12,744,416	7,332,460
General Operative Expenses	N	830,182	463,718
Remuneration to Employees	O	45,394,676	40,463,200
Establishment Maintenance	P	3,011,598	3,397,926
Administrative Expenses	Q	372,749	408,986
Interest Payments	R	0	0
Total		62,353,621	52,066,290

Cash Surplus / (Deficit)		6,637,507	11,777,633
Depreciation	E	4,881,693	3,060,122
Pre-Operative Expenses w/o		0	0
Net Surplus / (Deficit)		1,755,814	8,717,511

Notes to Accounts	S		
--------------------------	---	--	--


Examined with Books and Vouchers produced before us and found correct.

For RAO, KUMAR & CO.,
 CHARTERED ACCOUNTANTS
 F.R.N. 022564S

K.B. PRASANNA KUMAR, Partner
 Membership Reg. No. 019708
 UDIN :23019708BGUALW3070


 PRINCIPAL

Place: UJIRE
 Date: 30-10-2023



Place: MANGALORE
 Date: 30-10-2023



SDM. COLLEGE DEGREE (UNAIDED) UJIRE

Schedule of Fixed Assets forming part of the Balance Sheet as at 31st March, 2023.

Sl. No.	Particulars	Gross Block				Depreciation					Net Block	
		Opening Balance	Deductions during the year (-)	Additions during the year (+)	Closing Balance (=)	Opening Balance	Deductions during the year (-)	Depreciation for the year (+)	Rate of Depreciation (%)	Closing Balance (=)	Current Year	Previous Year
1	Land	0	0	0	0	0	0	0	0	0	0	0
2	Civil Constructions	0	0	0	0	0	0	0	10	0	0	0
3	Furniture	3,893,899	0	1,527,169	5,421,068	2,394,134	0	231,922	10	2,626,056	2,795,012	1,499,765
4	Vehicles	1,184,584	0	0	1,184,584	1,000,264	0	27,648	15	1,027,912	156,672	184,320
5	Machinery & Equipmen	13,083,173	0	3,950,356	17,033,529	8,245,483	0	1,205,369	15	9,450,852	7,582,677	4,837,690
6	Computers & Software	17,835,802	0	1,083,802	18,919,604	10,146,004	0	3,334,873	40	13,480,877	5,438,727	7,689,798
7	Library	230,603	0	7,195	237,798	198,069	0	5,420	15	203,489	34,309	32,534
8	Miscellaneous Items	1,183,035	0	114,679	1,297,714	730,635	0	76,461	15	807,096	490,618	452,400
	Total	37,411,096	0	6,683,201	44,094,297	22,714,589	0	4,881,693		27,596,282	16,498,015	14,696,507
	Previous Year	26,313,009	0	11,098,087	37,411,096	19,654,467	0	3,060,122		22,714,589	14,696,507	6,658,542

For RAO, KUMAR & CO.,
CHARTERED ACCOUNTANTS
F.R.N 022564S

K.B. PRASANNA KUMAR, Partner
Membership Reg. No. 019708
UDIN : 23019708BGUALW3070

PLACE : UJIRE
Date : 30-10-2023




PRINCIPAL

PLACE : MANGALORE.
Date : 30-10-2023



SDM EDUCATIONAL SOCIETY/TRUST

SDM COLLEGE DEGREE (UNAIDED) UJIRE

Schedules to Balance Sheet as at 31st March, 2023.

Particulars	List	Current Year 2022-23	Previous Year 2021-22
Capital Fund (Schedule-A)			
Balance at the beginning of the year		1,378,848	1,378,848
Additions during the year		0	0
Deductions during the year		0	0
Total		1,378,848	1,378,848
Reserves & Surplus (Schedule-B)			
Depreciation Reserves (as per schedule)	E		
Balance at the beginning of the year		0	0
Additions during the year		0	0
Deductions during the year		0	0
Balance at the closing of the year		0	0
Other Reserves (as per list)	1		
Balance at the beginning of the year		0	0
Additions during the year		0	0
Deductions during the year		0	0
Balance at the closing of the year		0	0
Surplus			
Balance at the beginning of the year		16,742,222	8,024,710
Additions during the year		1,755,814	8,717,511
Deductions during the year		0	0
Balance at the closing of the year		18,498,036	16,742,222
Total		18,498,036	16,742,222
Secured & Unsecured Loans (Schedule-C)			
Loans from Banks (as per list)	2	0	0
Loans from Others (as per list)	3	0	0
Total		0	0

Current Liabilities & Provisions (Schedule-D)			
Deposits & Advances from Students(as per list)	4	128,731	280,250
Deposits & Advances from Others(as per list)	5	0	0
University Fees Collected & Payable (as per list)	6	815	0
Sundry Creditors (as per list)	7	653,686	63,335
Miscellaneous Current Liabilities (as per list)	8	5,515,699	4,743,720
Advances from sister units (as per list)	9	0	0
Total		6,298,931	5,087,305

SDM EDUCATIONAL SOCIETY/TRUST

Schedules to Balance Sheet as at 31st March, 2023.

Particulars	List	Current Year 2022-23	Previous Year 2021-22
Fixed Assets (Schedule-E)	(mention net)		
Land		0	0
Constructions		0	0
Furniture		2,795,012	1,499,765
Vehicles		156,672	184,320
Machinery & Equipment		7,582,677	4,837,690
Computers & Software		5,438,727	7,689,798
Library		34,309	32,534
Miscellaneous Items		490,618	452,400
Total		16,498,015	14,696,507
Investments (Schedule-F)			
Deposits in Scheduled Banks (as per list)	10	1,149,977	0
Investments in Mutual Funds (as per list)	11	0	0
Investments in Others (as per list)	12	0	0
Total		1,149,977	0
Current Assets, Loans & Advances (Schedule-G)			
Inventories (as per list)	13	434,243	15,545
Cash & Bank Balances (as per list)	14	1,722,050	4,838,274
Fees Receivable from Students (as per list)	15	570,116	736,741
Security & Misc. Deposits (as per list)	16	261,818	261,818
Advances to Vendors (as per list)	17	84,606	175,006
Loans & Advances to Staff (as per list)	18	418,000	107,500
Sundry Debtors (as per list)	19	0	0
Miscellaneous Current Assets (as per list)	20	550,064	1,149,615
Advances to sister units (as per list)	21	4,486,926	1,227,369
Total		8,527,823	8,511,868

Misc. Expenditure (Not written off) (Schedule-H)			
Pre-Operative Expenses			
Balance at the beginning of the year		0	0
Additions during the year		0	0
Deductions during the year		0	0
Balance at the closing of the year		0	0
Accumulated Deficit			
Balance at the beginning of the year		0	0
Additions during the year		0	0
Deductions during the year		0	0
Balance at the closing of the year		0	0

SDM EDUCATIONAL SOCIETY/TRUST
SDM COLLEGE DEGREE (UNAIDED) UJIRE

Schedules to I & E Account for the year ended 31st March, 2023.

Particulars	List	Current Year 2022-23	Previous Year 2021-22
Income from Services (Schedule-I)			
Tuition & Administrative Fees (as per list)	22	60,799,626	58,360,368
Miscellaneous Fees (as per list)	23	6,144,351	4,769,399
Income from Other Core Services (as per list)	24	144,365	179,201
Income from Peripheral Services (as per list)	25	140,373	151,335
Total		67,228,715	63,460,303
Income from Assets & Investments (Schedule-J)			
Rent from Students		0	0
Rent from Employees		0	0
Rent from Others		0	0
Interest from Banks		140,927	63,445
Interest from Others		15,289	10,919
Returns on Investments		0	0
Total		156,216	74,364
Grants & Donations (Schedule-K)			
Salary Grants		0	0
Other Grants		98,500	282,016
Donations		1,482,429	0
Total		1,580,929	282,016
Other Income (Schedule-L)			
Profit on disposal of assets		0	0
Credit Balances Written Off		0	0
GST Collections		25,268	27,240
Miscellaneous Income (as per list)	26	0	0
Total		25,268	27,240

SDM EDUCATIONAL SOCIETY/TRUST

SDM COLLEGE DEGREE (UNAIDED) UJIRE

Schedules to I & E Account for the year ended 31st March, 2023.

Particulars	List	Current Year 2022-23	Previous Year 2021-22
Core Operative Expenses (Schedule-M)			
Expenses on Teaching Services (as per list)	27	8,485,410	4,799,060
Expenses on Other Core Services (as per list)	28	0	0
Expenses on Peripheral Services (as per list)	29	8,457	8,434
Expenses on Extranous Activities (as per list)	30	1,800,829	532,568
Philanthropic Expenditure (as per list)	31	2,449,720	1,992,398
Total		12,744,416	7,332,460
General Operative Expenses (Schedule-N)			
Affiliations & Subscriptions		302,000	289,500
Advertisement & Publicity		219,866	146,496
Freight & Cartage		970	130
Research and Develeopment exp		85,388	350
GST Expenses		25,268	27,242
Loss on disposal of assets		0	0
Debit Balances Written Off		196,690	0
Total		830,182	463,718
Remuneration to Employees (Schedule-O)			
Salaries to Employees (Approved)		0	0
Salaries to Employees (Un-Approved)		40,970,176	34,354,483
Allowances to Employees		151,491	46,390
Honorariums		144,850	194,275
Employer's Contribution to PF		3,411,498	3,101,354
Employer's Contribution to ESI		335,125	428,757
Leave Encashments		132,626	1,230,550
Gratuity		248,910	1,107,391
Total		45,394,676	40,463,200

Establishment Maintenance (Schedule-P)			
Electricity Charges		989,779	871,973
Fuel for Vehicles		0	0
Fuel for Machinery		185,387	107,192
Water Charges		0	0
Rent Payments		0	0
Housekeeping Expenses		135,314	51,570
Security Maintenance Expenses		1,200	0
Gardening Expenses		0	0
Insurance		0	0
Repairs & Maintenance (as per list)	32	1,699,918	2,367,191
Total		3,011,598	3,397,926

SDM EDUCATIONAL SOCIETY/TRUST

SDM COLLEGE DEGREE (UNAIDED) UJIRE

Schedules to I & E Account for the year ended 31st March, 2023.

Particulars	List	Current Year 2022-23	Previous Year 2021-22
Administrative Expenses (Schedule-Q)			
Bank Charges		10,507	11,166
Printing & Stationery		74,219	83,806
Postage & Couriers		10,000	9,000
Telecom Expenses		9,171	6,883
Conveyance		0	0
Travelling Expenses		39,550	19,405
Staff Welfare Expenses		174,093	126,603
Staff Recruitment & Training Expenses		0	0
Rates & Taxes		5,220	18,946
Hospitality Expenses		46,499	18,442
Professional/Consultancy Fees		3,380	99,580
Audit fees		0	15,000
Miscellaneous Expenses		110	155
Total		372,749	408,986
Interest Payments (Schedule-R)			
Interest to Banks		0	0
Interest to Others		0	0
Total		0	0

SDM EDUCATIONAL SOCIETY/TRUST

SDM COLLEGE DEGREE (UNAIDED) UJIRE

Lists attached to Schedules of Balance Sheet as at 31st March, 2023.

Particulars	List	Current Year 2022-23	Previous Year 2021-22
Other Reserves	1		
Total		0	0
Loans from Banks	2		
Total		0	0
Loans from Others	3		
Total		0	0
Deposits & Advances from Students	4		
Adv from students		128,731	280,250
Total		128,731	280,250
Deposits & Advances from Others	5		
Total		0	0
University Fees Collected & Payable	6		
University Fees Payable		815	0
Total		815	0
Sundry Creditors	7		
SDM CO OP SOCIETY		0	290
Manjushri Printers		3,669	0
SIDDIVINAYAKA ENTERPRISES		0	370
Mescom		0	445
M N COMPUTER		0	11,716
SDM Cafeteria		0	36,325
Ganesh Glasses & Plywoods		12,431	0
Shivadurga electricals		3,537	0
Srinidhi Stores		711	0
Divya hygenic Products		1,000	0
Sri Venkatesh Fancy		1,248	0
Sunil Kumar		1,657	0
Jinaprabha Refrigeration		28,034	0
Sri Manjunatha Swamy Interior		598,200	0
Sachine R Hebbar		3,199	0
Keyur Enterprises		0	14,189
Total		653,686	63,335
Miscellaneous Current Liabilities	8		
P.F. Employees account		255,352	242,252

Profession Tax payable		26,600	23,200
Salary Payable		3,081,180	3,752,383
Income Tax payable		10,000	0
Quarters Rent payable		33,600	29,000
Allowance Payable		2,500	12,500
Honorarium Payable		9,500	5,000
Ha Ma Na Research Centre expenses Payable		12,000	12,000
Audit Fees Payable		0	15,000
Telecom Charges Payable		709	0
Scholarship to Minority/ BC/SG		103,028	104,908
Sapoorna surakasha deduction		0	182
Miscellaneous liabilities (fee concession)		0	49,300
MFC collections		230	0
Soil test center collection		236	0
Employers contribution to ESIC Payable		23,493	42,442
Exam expenses payable		780,474	34,133
EMD (Bisfe Scheme)		0	60,000
GST Payable		7,357	11,188
TDS payable		10,296	5,804
Advance Fee ONLINE 2021-22		2,000	0
Midday Meals exp Payable		11,159	0
Cultural activity exp payable		9,631	0
Research and Dev exp payable		1,646	0
Extra Cur Activity exp payable		2,258	0
Literary exp payable		7,452	0
Naac exp payable		155,919	0
Value Added course exp payable		26,000	0
Reading room expenses Payable		3,655	0
Advance endomenet prize		22,029	0
Annual Fees Payable		260,000	0
Red ribbon club exp payable		3,994	0
Laser Printing Payable		114	0
Printing and staionery Payable		1,079	0
Library Books Payable		7,195	0
Staff welfare exp payable		2,689	0
Repairs on computer payable		17,550	0
Repairs on Machinery payable		2,985	0
EMD (EppendrofIndia ltd Scheme)		45,000	0
EMD (ScingenicsBiotech Pvr ltd Scheme)		5,000	0

Repairs on computer payable		17,550	0
Repairs on Machinery payable		2,985	0
EMD (EppendrofIndia ltd Scheme)		45,000	0
EMD (ScingenicsBiotech Pvr ltd Scheme)		5,000	0
EMD (INVITROGEN BIOSERVICES)		10,000	0
EMD (MAHALASA)		12,000	0
EMD (S V SCIENTIFIC)		49,000	0
EMD (S JAIKUMAR. MARUTEK)		5,000	0
EMD (S JAIKUMAR. MARUTEK)		18,000	0
CC Course expenses payable		0	58,000
ADVANCE FEE ONLINE 2021-22		0	24,012
ADVANCE FEE ONLINE 2022-23		26,107	0
Electricity Charges payable		180,144	0
Total		5,530,699	4,743,720
Advances from sister units	9		
Total		0	0
Deposits in Scheduled Banks	10		
FIXED DEPOSIT		1,149,977	0
Total		1,149,977	0
Investments in Mutual Funds	11		
Total		0	0
Investments in Others	12		
Total		0	0
Inventories	13		
Printing & Stationery		27,016	15,545
Exam expenses autonomous		407,227	0
Total		434,243	15,545
Cash and Bank Balances	14		
Petty cash Book		163	5
Cash book		12	0
BANK OF BARODA (PAYMENTS)71370100016634		1,352,571	333,893
BANK OF BARODA(COLLECTION) 71370200000238		293,566	4,264,480
BANK OF BARODA(HA MA NA) 71370100008254		75,738	239,896
Total		1,722,050	4,838,274
Fees Receivable from Students	15		
Receivable for 2008-09			
Fees Receivable from Fc Studnets		39,611	39,611
Receivable 2009-10			

Fees Receivable from Fc Studnets		31,189	31,189
Fees receivable 2014-15		13,832	13,832
Fees receivable SC/ST 2016-17		37,922	37,922
Fees receivable 2020-21		0	614,187
Fees receivable 2022-23		447,562	0
Total		570,116	736,741
Security & Misc. Deposits	16		
Coin Phone Deposit		522	522
Electricity Deposit		259,496	259,496
Water Dispenser Deposits		300	300
Telecom Deposit		1,500	1,500
Total		261,818	261,818
Advances to Vendors	17		
Mahaveera Technology		0	85,000
VARPAS TECHNOLOGIES PVT LTD		84,606	84,606
THE G M RBI FINANCIAL INCLUSIO		0	5,400
Total		84,606	175,006
Loans & Advances to Staff	18		
Rukmayya-Attender		0	18,000
Sandeep Kumar		0	15,000
Ganavi D		0	9,000
Gurudath Shenoy		0	9,000
Kushalappa		0	7,000
Malini Anchan		0	9,000
Rathnavathi k		0	9,000
Sandeepa		0	7,500
Shobhavathi		0	6,000
Shreyas B		0	9,000
Yashodhara Kumbara		0	9,000
Staff advance		418,000	0
Total		418,000	107,500
Sundry Debtors	19		
Total		0	0
Miscellaneous Current Assets	20		
Electricity charges receivable		20,568	11,250
Advance seed money for research		96,000	0
Advance Account of N.S.S		104,750	27,750
Midday meals A/C Receivable		0	1,034,702
Mangalore university		0	1,000
University of Mysore		200	200
GANDHIGRAM RURAL INSTITUTE		200	200
Advance for postage		611	2,000
Sampoorna Suraksha		1,475	0
Mediclaime Insurance		0	13,688

SDM Physics dept		0	275
community Radio		0	48,600
The smart Team		0	4,050
Advance for Postage (H.MA.NA)		2,000	0
Bank of Baroda, Ujire		897	0
Thushara		12	0
MIscellaneous Assets		400	0
Thimmappa Kadaba		17,000	0
Shwetha K M		28,000	0
Maruthi K R		112,113	0
Deepa R P		31,919	0
Prepaid expenses (Reading room exp)		0	5,900
Prepaid expenses (Student Insurance)		133,919	0
Total		550,064	1,149,615
Advances to sister units	21		
SDM Educational Society (R), Ujire.		4,486,926	1,227,369
Total		4,486,926	1,227,369

SDM EDUCATIONAL SOCIETY/TRUST

SDM COLLEGE DEGREE (UNAIDED) UJIRE

Lists attached to I & E Account for the year ended 31st March, 2023.

Particulars	List	Current Year 2022-23	Previous Year 2021-22
Tuition and Administrative Fees	22		
Bcom,BCA,BBM,Bvoc course Fees Collection			
Tuition Fees		10,202,440	9,968,480
Laboratory Fees		1,801,200	1,659,000
Admission Fees		39,760	44,320
Library Fees		155,400	220,200
Reading Room Fees		155,400	114,850
Games & Sports Fees		854,700	610,400
Exam & Stationery Fees		194,250	190,750
SWF & TBF Fees		77,700	76,300
Extra Curri. Activity Fees		7,963,900	8,056,150
Miscellaneous Fees		655,151	887,398
Univ Registration Fees		248,500	277,000
Red cross society fees		77,700	76,300
Career Guidance Fees		310,800	0
Univ Development Fund Fees		149,100	166,200
Univ Cultural activity fees		466,200	0
Rovers & rangers Fees		77,700	76,300
Admission penal fee		5,400	1,900
Literary Association Fees		2,413,840	2,646,080
College Magazine Fees		1,240,650	1,265,400
Calender Fees		124,065	112,480
Spic Macay Fees		275,700	281,200
Placement and training fees		8,510,080	8,762,600
Value addition Programme fees		15,047,700	14,210,300
Tech Enablement fees		9,736,750	8,641,500
Adhyayana Peeta fees		15,540	15,260
Total		60,799,626	58,360,368

Miscellaneous Fees	23		
Duplicate Admission Ticket/Mark card/ TC Fees/ Hall ticket		97,450	77,900
Laboratory Fines		44,288	20,895
Library Fines		7,741	670
Duplicate Identity Card Fees		4,500	4,050
Degree Exam Fees (Autonomous)		5,153,598	2,997,820
Application & Prospectus Fees		201,050	194,250
Duplicate Calander fees		0	200
ISBN Publication Fee		24,500	0
Computer Lab Maintenance Fee		68,300	100
MFC Fees		5,832	6,233
Student safety insurance fee		165,420	168,720
Alumini Membership Fees		3,600	61,800
Mid day meals contribution		368,072	1,233,907
Fines (College)		0	2,754
C.C Fine		0	100
Total		6,144,351	4,769,399
Income from Other Core Services	24		
HA MA NA Research centre Fees		67,515	75,000
Research Fees		36,000	0
Seminar Fees from students		1,050	0
Subcription of Shodha Magazine		39,800	104,201
Total		144,365	179,201
Income from Peripheral Services	25		
Tax Filing 18%		7,797	12,203
Scrap Sales 18%		52,661	25,799
Seminar Fees from others 18%		60,593	12,839
Soil / Water testing charges 18%		14,450	24,900
Indoor game fee 18%		1,186	8,644
Advertisement (Radio) 18%		3,686	66,950
Total		140,373	151,335
Miscellaneous Income	26		
Total		0	0
Expenses on Teaching Services	27		
College Calender Expenses		53,001	15,500
College Magazine Expenses		9,760	79,742
Literary Association Expenses		489,760	381,272
Literary Association Expenses-MOU		5,129	0
Application and prospectus Expenses		7,350	2,300

Cultural Activity Expenses		154,800	79,329
HRD expenses		29,169	0
Reading Room Expenses		69,828	157,127
Games & Sports Expenses		175,309	89,217
Miscellaneous Expenses (NCC/NSS)		73,245	11,314
Miscellaneous Expenses-stamps		70,890	3,690
Extra-Curricular Activity Expenses		104,455	11,500
Lab Consumables Chemistry		0	12,116
Lab Consumables (Computer Science)		16,181	7,080
Lab Consumables (Physics)		1,070	253
Lab Consumables Biotech		113,409	15,134
Lab Consumables Botany		0	14,189
Admission Penal Expenses		5,400	0
Red Cross Expenses		46,230	0
Rovers and rangers expenses		12,860	5,660
SWF &TBF expenses		131,618	0
students consumables expenses		24,715	0
Student safety insurance fee exp		0	168,900
Univerisity Fees expenses		1,669,785	925,090
Other Expenses			
BOS meeting exp		332,536	0
Dr HA MA NA Research Centre Expenses		226,004	263,276
ICT MEMBERSHIP EXP		20,650	20,650
Internet Expenses		438,504	438,504
Laser Printing Expenses		3,931	4,975
Identity Card expences		74,167	95,567
E tendering Reg Fee		1,000	0
Autonomy Expenditures(BOE)		4,124,654	1,996,675
Total		8,485,410	4,799,060
Expenses on Other Core Services	28		
Total		0	0
Expenses on Peripheral Services	29		
Tax filing centre exp		8,457	8,434
Total		8,457	8,434
Expenses on Extranous Activities	30		
Seminar & Conference expenses		101,088	32,035
Governing / Academic council meeting exp		218,023	95,971

UGC Proposal expenses		7,955	0
Community Radio expenses		44,973	77,697
Value added course expenses		82,800	114,600
KSTA Programme expenses		30,000	60,009
KSTA Seminar Exp		0	76,057
Arboratum exp		4,218	30,715
Lab in Cab expenses		5,893	1,450
Kuppalli Grant Exp		38,050	15,961
NAAC Exp		1,047,393	18,073
Red ribbon club Exp		4,000	0
University Team Visit Exp		5,946	0
Explorica Programme Exp (RSCM)		56,500	0
Science Fest Exp		48,615	0
Weight lifting event exp		102,475	0
Chinthana siri exp		2,900	0
Pilikula programme exp		0	10,000
Total		1,800,829	532,568
Philanthropic Expenditure	31		
Management scholarship		2,191,420	1,776,148
Financial asst to staff		74,000	84,000
Mid day Meals exp		184,300	132,250
Total		2,449,720	1,992,398
Repairs & Maintenance	32		
Repairs on Furniture & Fixtures		400,033	111,494
Repairs on Equipments		104,686	276,790
Repairs on Immovable Assets		553,339	987,587
Repairs on Computers		64,006	222,311
Repairs- general		136,330	91,993
Repairs - electricals		24,677	250,269
AMC of Machines		176,847	186,747
AMC of computer		240,000	240,000
Total		1,699,918	2,367,191

SDM EDUCATIONAL SOCIETY/TRUST
SRI DHARMASTHALA MANJUNATHESHWARA COLLEGE UJIRE PG COURSES

Balance Sheet as at 31st March, 2023.

Particulars	Schedule	Current Year 2022-23	Previous Year 2021-22
SOURCE OF FUNDS			
Capital Fund	A	240,717	240,717
Reserves & Surplus	B	0	1,402,810
Secured & Unsecured Loans	C	0	0
Current Liabilities & Provisions	D	23,470,688	19,659,696
Total		23,711,404	21,303,222

APPLICATION OF FUNDS			
Fixed Assets	E	10,269,885	11,073,584
Investments	F	0	0
Current Assets, Loans & Advances	G	11,366,160	10,229,638
Misc. Expenditure (Not written off)	H	2,075,359	0
Total		23,711,404	21,303,222

Examined with Books and Vouchers produced
before us and found correct.

For RAO, KUMAR & CO.,
CHARTERED ACCOUNTANTS
F.R.N. 022564S

K.B. Prasanna Kumar

K.B. PRASANNA KUMAR, Partner
Membership Reg. No. 019708
UDIN : 23019708BGUALW3070

[Signature]
PRINCIPAL

Place: UJIRE
Date: 30-10-2023



Place: MANGALORE
Date: 30-10-2023



SDM EDUCATIONAL SOCIETY/TRUST
SRI DHARMASTHALA MANJUNATHESHWARA COLLEGE UJIRE PG COURSES
Income & Expenditure Account for the year ended 31st March, 2023.

Particulars	Schedule	Current Year 2022-23	Previous Year 2021-22
INCOME			
Income from Services	I	33,613,449	31,724,666
Income from Assets & Investments	J	81,060	327,746
Grants & Donations	K	37,000	27,500
Other Income	L	5,690	0
Total		33,737,199	32,079,912

EXPENDITURE			
Core Operative Expenses	M	10,246,393	7,379,696
General Operative Expenses	N	573,561	458,298
Remuneration to Employees	O	23,107,168	21,033,985
Establishment Maintenance	P	1,664,268	1,283,105
Administrative Expenses	Q	130,564	81,132
Interest Payments	R	0	0
Total		35,721,954	30,236,216

Cash Surplus / (Deficit)		(1,984,755)	1,843,696
Depreciation	E	1,493,414	1,713,461
Pre-Operative Expenses w/o		0	0
Net Surplus / (Deficit)		(3,478,169)	130,235

Notes to Accounts	S		
--------------------------	----------	--	--

Examined with Books and Vouchers produced
before us and found correct.

For RAO, KUMAR & CO.,
CHARTERED ACCOUNTANTS
F.R.N. 022564S

K.B. Prasanna Kumar
K.B. PRASANNA KUMAR, Partner

Membership Reg. No. 019708
UDIN : 23019708BGUALW3070

Place: MANGALORE

Date: 30-10-2023

Rao
PRINCIPAL

Place: UJIRE
Date: 30-10-2023




SDM EDUCATIONAL SOCIETY/TRUST
SRI DHARMASTHALA MANJUNATHESHWARA COLLEGE UJIRE PG COURSES
Schedule of Fixed Assets forming part of the Balance Sheet as at 31st March, 2023.

Sl. No.	Particulars	Net Block				Depreciation				Net Block		
		Opening Balance	Deductions during the year (-)	Additions during the year (+)	Closing Balance (=)	Opening Balance	Deductions during the year (-)	Depreciation for the year (+)	Rate of Depreciation (%)	Closing Balance (=)	Current Year	Previous Year
1	Land	0	0	0	0	0	0	0	0	0	0	0
2	Civil Constructions	0	0	0	0	0	0	0	10	0	0	0
3	Furniture	15,851,681	0	293,578	16,145,259	8,734,381	0	726,698	10	9,461,079	6,684,180	7,117,300
4	Vehicles	0	0	0	0	0	0	0	15	0	0	0
5	Machinery & Equipment	8,261,605	0	365,238	8,626,843	5,075,807	0	518,918	15	5,594,725	3,032,118	3,185,798
6	Computers & Software	3,506,182	0	0	3,506,182	2,986,552	0	207,852	40	3,194,404	311,778	519,630
7	Library	1,323,768	0	20,366	1,344,134	1,118,532	0	32,313	15	1,150,845	193,289	205,236
8	Miscellaneous Items	137,881	0	10,533	148,414	92,261	0	7,633	15	99,894	48,520	45,620
	Total	29,081,117	0	689,715	29,770,832	18,007,533	0	1,493,414		19,500,947	10,269,885	11,073,584
	Previous Year	28,738,403	0	342,714	29,081,117	16,294,071.80	0	1,713,461		18,007,533	11,073,584	12,444,331

For RAO KUMAR & CO

Chartered Accountant

F.R.N 022564S



K.B. PRASANNA KUMAR, Partner

Membership Reg. No. 019708


UDIN :23019708BGUALW3070

PLACE : UJIRE
Date : 30-10-2023



 PRINCIPAL

PLACE : MANGALORE.
Date : 30-10-2023



SDM EDUCATIONAL SOCIETY/TRUST
SRI DHARMASTHALA MANJUNATHESHWARA COLLEGE UJIRE PG COURSES

Schedules to Balance Sheet as at 31st March, 2023.

Particulars	List	Current Year 2022-23	Previous Year 2021-22
Capital Fund (Schedule-A)			
Balance at the beginning of the year		240,717	240,717
Additions during the year		0	0
Deductions during the year		0	0
Total		240,717	240,717
Reserves & Surplus (Schedule-B)			
Depreciation Reserves (as per schedule)	E		
Balance at the beginning of the year		0	0
Additions during the year		0	0
Deductions during the year		0	0
Balance at the closing of the year		0	0
Other Reserves (as per list)	1		
Balance at the beginning of the year		0	0
Additions during the year		0	0
Deductions during the year		0	0
Balance at the closing of the year		0	0
Surplus			
Balance at the beginning of the year		1,402,810	1,272,575
Additions during the year		0	130,235
Deductions during the year		1,402,810	0
Balance at the closing of the year		0	1,402,810
Secured & Unsecured Loans (Schedule-C)			
Loans from Banks (as per list)	2	0	0
Loans from Others (as per list)	3	0	0
Total		0	0

Current Liabilities & Provisions (Schedule-D)			
Deposits & Advances from Students(as per list)	4	59,956	162,298
Deposits & Advances from Others(as per list)	5	0	0
University Fees Collected & Payable (as per list)	6	0	0
Sundry Creditors (as per list)	7	394,995	416,321
Miscellaneous Current Liabilities (as per list)	8	2,866,185	2,283,183
Advances from sister units (as per list)	9	20,149,552	16,797,894
Total		23,470,688	19,659,696

SDM EDUCATIONAL SOCIETY/TRUST
SRI DHARMASTHALA MANJUNATHESHWARA COLLEGE UJIRE PG COURSES

Schedules to Balance Sheet as at 31st March, 2023.

Particulars	List	Current Year 2022-23	Previous Year 2021-22
Fixed Assets (Schedule-E) (Mention Net)			
Land		0	0
Constructions		0	0
Furniture		6,684,180	7,117,300
Vehicles		0	0
Machinery & Equipment		3,032,118	3,185,798
Computers & Software		311,778	519,630
Library		193,289	205,236
Miscellaneous Items		48,520	45,620
Total		10,269,885	11,073,584
Investments (Schedule-F)			
Deposits in Scheduled Banks (as per list)	10	0	0
Investments in Mutual Funds (as per list)	11	0	0
Investments in Others (as per list)	12	0	0
Total		0	0
Current Assets, Loans & Advances (Schedule-G)			
Inventories (as per list)	13	311,429	25,573
Cash & Bank Balances (as per list)	14	8,450,457	5,358,468
Fees Receivable from Students (as per list)	15	1,434,259	3,609,183
Security & Misc. Deposits (as per list)	16	656,154	656,154
Advances to Vendors (as per list)	17	0	0
Loans & Advances to Staff (as per list)	18	65,000	82,500
Sundry Debtors (as per list)	19	0	0
Miscellaneous Current Assets (as per list)	20	448,861	497,760
Advances to sister units (as per list)	21	0	0
Total		11,366,160	10,229,638

Misc. Expenditure (Not written off) (Schedule-H)			
Pre-Operative Expenses			
Balance at the beginning of the year		0	0
Additions during the year		0	0
Deductions during the year		0	0
Balance at the closing of the year		0	0
Accumulated Deficit			
Balance at the beginning of the year		0	0
Additions during the year		3,483,169	0
Deductions during the year		1,402,810	0
Balance at the closing of the year		2,080,359	0

SDM EDUCATIONAL SOCIETY/TRUST

SRI DHARMASTHALA MANJUNATHESHWARA COLLEGE UJIRE PG COURSES

Schedules to I & E Account for the year ended 31st March, 2023.

Particulars	List	Current Year 2022-23	Previous Year 2021-22
Income from Services (Schedule-I)			
Tuition & Administrative Fees (as per list)	22	30,167,113	29,659,494
Miscellaneous Fees (as per list)	23	3,414,810	2,065,172
Income from Other Core Services (as per list)	24	0	0
Income from Peripheral Services (as per list)	25	31,526	0
Total		33,613,449	31,724,666
Income from Assets & Investments (Schedule-J)			
Rent from Students		0	0
Rent from Employees		0	0
Rent from Others		0	0
Interest from Banks		56,030	300,460
Interest from Others		25,030	27,286
Returns on Investments		0	0
Total		81,060	327,746
Grants & Donations (Schedule-K)			
Salary Grants		0	0
Other Grants		37,000	27,500
Donations		0	0
Total		37,000	27,500
Other Income (Schedule-L)			
Profit on disposal of assets		0	0
Credit Balances Written Off		0	0
GST Collections		5,690	0
Miscellaneous Income (as per list)	26	0	0
Total		5,690	0

SDM EDUCATIONAL SOCIETY/TRUST

SRI DHARMASTHALA MANJUNATHESHWARA COLLEGE UJIRE PG COURSES

Schedules to I & E Account for the year ended 31st March, 2023.

Particulars	List	Current Year 2022-23	Previous Year 2021-22
Core Operative Expenses (Schedule-M)			
Expenses on Teaching Services (as per list)	27	8,173,234	5,494,108
Expenses on Other Core Services (as per list)	28	0	438,504
Expenses on Peripheral Services (as per list)	29	0	0
Expenses on Extranous Activities (as per list)	30	534,243	79,719
Philanthropic Expenditure (as per list)	31	1,538,916	1,367,365
Total		10,246,393	7,379,696
General Operative Expenses (Schedule-N)			
Affiliations & Subscriptions		66,000	74,700
Advertisement & Publicity		444,558	331,203
Frieght & Cartage		0	0
Research & Development Expenses		34,868	29,180
GST Expenses		5,690	0
Loss on disposal of assets		0	0
Debit Balances Written Off		22,445	23,215
Total		573,561	458,298
Remuneration to Employees (Schedule-O)			
Salaries to Employees (Approved)		0	0
Salaries to Employees (Un-Approved)		20,987,260	18,319,144
Allowances to Employees		6,000	7,490
Honorariums		290,300	621,375
Employer's Contribution to PF		1,399,448	1,332,512
Employer's Contribution to ESI		91,829	85,019
Leave Encashments		47,509	507,455
Gratuity		284,822	160,990
Total		23,107,168	21,033,985

Establishment Maintenance (Schedule-P)			
Electricity Charges		625,347	743,310
Fuel for Vehicles		0	0
Fuel for Machinery		540,409	236,722
Water Charges		0	0
Rent Payments		0	0
Housekeeping Expenses		25,904	24,615
Security Maintenance Expenses		0	0
Gardening Expenses		0	0
Insurance		0	0
Repairs & Maintenance (as per list)	32	472,608	278,458
Total		1,664,268	1,283,105

SDM EDUCATIONAL SOCIETY/TRUST

SRI DHARMASTHALA MANJUNATHESHWARA COLLEGE UJIRE PG COURSES

Schedules to I & E Account for the year ended 31st March, 2023.

Particulars	List	Current Year 2022-23	Previous Year 2021-22
Administrative Expenses (Schedule-Q)			
Bank Charges		2,582	5,138
Printing & Stationery		21,242	28,104
Postage & Couriers		0	0
Telecom Expenses		4,245	2,841
Conveyance		3,080	0
Travelling Expenses		58,919	1,500
Staff Welfare Expenses		40,141	35,294
Staff Recruitment & Training Expenses		0	0
Rates & Taxes		0	0
Hospitality Expenses		355	1,255
Professional/Consultancy Fees		0	0
Audit fees		0	7,000
Miscellaneous Expenses		0	0
Total		130,564	81,132
Interest Payments (Schedule-R)			
Interest to Banks		0	0
Interest to Others		0	0
Total		0	0

SDM EDUCATIONAL SOCIETY/TRUST
SRI DHARMASTHALA MANJUNATHESHWARA COLLEGE UJIRE PG COURSES

Lists attached to Schedules of Balance Sheet as at 31st March, 2023.

Particulars	List	Current Year 2021-22	Previous Year 2020-21
Other Reserves	1		
Total		0	0
Loans from Banks	2		
Total		0	0
Loans from Others	3		
Total		0	0
Deposits & Advances from Students	4		
Advance from Students		59,956	162,298
Total		59,956	162,298
Deposits & Advances from Others	5		
Total		0	0
University Fees Collected & Payable	6		
Total		0	0
Sundry Creditors	7		
Mescom		311,591	416,086
BSNL		0	235
Keyur		68,607	0
Manjushri Peinters		236	0
M.N Computers		1,150	0
Trishul Electronics		9,950	0
Axis Bank Belthangady		3,461	0
Total		394,995	416,321
Miscellaneous Current Liabilities	8		
Salaries Payable		1,623,633	1,964,086
Profession Tax		11,400	10,000

P.F.Employees contribution		113,496	102,599
Employee econtribution to ESIC		1,774	1,822
Allowance Payable		500	500
Honorarium Payable		5,000	5,000
Quarters Rent		35,175	18,500
Income Tax		12,000	0
P.F.Employers contribution		111,995	106,917
Employers contribution ESIC Payable		7,659	7,863
Scholarship		1,706	1,706
Scholarship to Minorities		20,000	20,000
Audit Fees Payable.		1,000	7,000
Miscellaneous Liabilities		0	19,060
Telecom Exp payable		589	0
Mediclaime payable		750	0
EXAM(AUTONOMOUS) EXP PAYABLE		660,381	0
Seminar & Conference Exp payable		0	0
Reading Room Exp Payable		2,123	0
Printing and stationery Exp Payable		1,574	0
Lab Consumables Payable		231,581	0
P.G College Exam Centre		3,400	0
P.G College MSC Pscychology		7,751	0
P.G College MA Economics		500	0
Advance online admission		5,000	5,000
TDS		7,198	13,130
Total		2,866,185	2,283,183
Advances from sister units	9		
SDM Educational Society (R), Ujire.		20,149,552	16,797,894
Total		20,149,552	16,797,894
Deposits in Scheduled Banks	10		
Total		0	0
Investments in Mutual Funds	11		
Total		0	0
Investments in Others	12		
Total		0	0
Inventories	13		

Printing & Stationeries		5,731	2,077
Exam Staionery		62,549	23,496
Lab Consumables-Msc Chemistry		185,919	0
Lab Consumables-Msc BioTech		57,230	0
Total		311,429	25,573

Cash and Bank Balances	14		
Petty Cash book		920	180
Axisi Bank 920010006188276		471,306	355,049
BANK OF BARODA (PAYMENTS)71370100016635		2,312,190	206,922
BANK OF BARODA (COLLECTION)71370200000237		5,666,041	4,796,317
Total		8,450,457	5,358,468
Fees Receivable from Students	15		
Fees Receivable from Students		1,434,259	3,609,183
Total		1,434,259	3,609,183
Security & Misc. Deposits	16		
Electricity Deposit		655,154	655,154
Telecom deposit		1,000	1,000
Total		656,154	656,154
Advances to Vendors	17		
Total		0	0
Loans & Advances to Staff	18		
Girish Kumar K		0	9,000
Latha		0	6,000
Mahendra J		0	20,000
Narayana Hebbar N		0	9,000
Naveen Kumar		0	9,000
Naveena		0	5,500
Sathyalatha		0	9,000
Sudarshan K		0	15,000
Poornima		8,000	0
Anitha		5,000	0
Ashwini S S		10,000	0
Nafisath		14,000	0
Sujay MM		14,000	0
Prarthana J		14,000	0
Total		65,000	82,500
Sundry Debtors	19		
Total		0	0
Miscellaneous Current Assets	20		
Electricity Charges Receivable		280,535	469,508
Sponsorship(Jhenkara)receivable Dharanendra Kumar		0	10,000
Sponsorship(Jhenkara)receivable Padmamba Catering		0	10,000
Sampoorna Suraksha		0	3,375
Prepaid Exp Student Insurance		39,959	0
Ganaraj K		123,490	0
Pre paid expense AMC EPABX		4,877	4,877

Total		448,861	497,760
Advances to sister units	21		
Total		0	0

SDM EDUCATIONAL SOCIETY/TRUST

SRI DHARMASTHALA MANJUNATHESHWARA COLLEGE UJIRE PG COURSES

Lists attached to I & E Account for the year ended 31st March, 2023.

Particulars	List	Current Year 2022-23	Previous Year 2021-22
Tuition and Administrative Fees	22		
Tuition Fees		23,725,335	23,533,065
Lab fees		1,103,000	1,130,000
Reading Room Fees		65,300	48,450
Library Fees		65,300	64,600
Games & Sports Fee		359,150	258,400
Examination & Stationery Fee		81,625	80,750
Extra Curricular Activities Fee		79,040	83,980
Extension Activity Fee		430,300	419,900
Miscellaneous Fee (NSS /NCC)		129,708	33,639
Career Guidance		130,600	129,900
University Cultural Activity fee		127,000	129,200
University development fund fee		302,000	328,000
University Registration fee		3,529,350	3,380,850
Adyayana Peeta Fees		6,530	6,460
Redcross fee		32,875	32,300
Total		30,167,113	29,659,494
Miscellaneous Fees	23		
Student safety Insurance		39,180	38,760
Research fees		75,000	20,000
Examination Fees (Autonomous)		3,091,420	1,888,177
Laboratory fines		88,225	42,035
Library fines , Dup mark card, Dup ID card		450	150
Application & Prospectus Fees		109,250	49,650
Fines		0	100
Registration fee seminar Inside student		11,285	26,300
Total		3,414,810	2,065,172
Income from Other Core Services	24		
Total		0	0
Income from Peripheral Services	25		
Seminar Reg Fee out side students 18%		30,679	0
Sale of Scrap		847	0
Total		31,526	0
Miscellaneous Income	26		
Total		0	0

Expenses on Teaching Services	27		
M.Sc Psy Course			
Literary Association Expenses		4,796	4,755
Field vist		0	1,800
M.S.W. Course			
Literary Association Expenses		736	530
Field vist		5,020	0
Extention Activity exp		5,700	0
Msc Biotech Course			
Literary Association Expenses		201	360
Lab Consumables Biotch		127,822	0
MSc Chemistry			
Literary Association Expenses		2,902	784
Lab Consumables Chemistry		146,021	324,932
Extention Activity exp		8,565	0
Mcom Course			
Literary Association Expenses		600	4,822
MA Journalism			
Literary Association Expenses		1,475	3,260
MSc Physics			
Literary Association Expenses		388	5,388
Lab Consumables		0	7,799
Extention Activity exp		540	0
MA English			
Literary association expenses		616	1,480
MSc Statistics			
Literary association expenses		450	350
MA Economics			
Literary Association Expenses		0	1,226
Extention Activity exp		4,250	0
Other Expenses			
Literary Association Expenses		149,773	32,674
University fee expenses		4,420,105	4,203,040
College Calender Expenses		35,700	12,500
Application & Prospectus Exp		18,661	560
Reading Room Exp		103,080	12,076
ID card expenses		24,945	18,033
Guest lecture expense		98,326	22,195
Student safty insurance		0	38,820
Extra Curricular activity exp		75,572	11,000
Exam & Stationeries Exp (autonomy)		1,841,126	755,724
Training & Placement exp		0	30,000
Internet expenses		1,095,864	0
Total		8,173,234	5,494,108

Expenses on Other Core Services	28		
internet expenses		0	438,504
Total		0	438,504
Expenses on Peripheral Services	29		
Total		0	0
Expenses on Extranous Activities	30		
Seminar & Conference MSc Psy		14,954	11,750
Seminar Expenses MSW		16,915	43,859
Seminar & Conference Exp MSc Chemistry		3,640	2,100
Seminar & Workshop Exp Mcom		2,180	1,800
Seminar & Workshop Exp MA Journalism		2,905	10,910
Seminar & conference Exp MA Economics		26,510	0
Seminar & conference Msc Stat		10,000	1,800
Seminar & conference Msc Physics		2,130	0
Seminar & conference Msc Biotech		20,733	0
PG Orientation programme Exp		62,450	0
BOS Meeting exp		190,962	0
Placement Expenses		11,587	0
NAAC Visit Exp		731	0
Graduation Day Exp		17,185	0
KSTA Grant exp		61,094	0
KSTA Grant exp Shashiprabha		25,255	7,500
Atal incubation Center Exp		53,000	0
KSTA Grant exp Prarthana		12,012	0
Total		534,243	79,719
Philanthropic Expenditure	31		
Scholarship A/C Mgt		1,538,916	1,367,365
Total		1,538,916	1,367,365
Repairs & Maintenance	32		
Machinery & equipments		70,827	74,240
Computers		39,053	40,718
Furnitures		164,496	0
General		125,344	26,895
Immovables		25,923	0
AMC		46,965	136,605
Total		472,608	278,458